



DXC-C390/ DXC-C390P

DXC-390 DXC-390P

3-CCD Colour Video Camera

ExwaveHAD™

The Sony DXC-390/390P is a 1/3 type DSP 3-CCD colour video camera which incorporates Exwave HAD™ technology – a new Sony technology that greatly improves camera sensitivity (F8 at 2000 lx) while reducing smear.

DXC-390 (NTSC) DXC-390P (PAL)



With so many functions, the DXC-390/P is the perfect choice for a variety of applications

Using a C-mount lens and providing a resolution of 800 TV lines and high S/N ratio, the DXC-390/390P is ideal for applications such as microscopy, industrial inspection, and remote camera systems, where picture accuracy and detail are important.

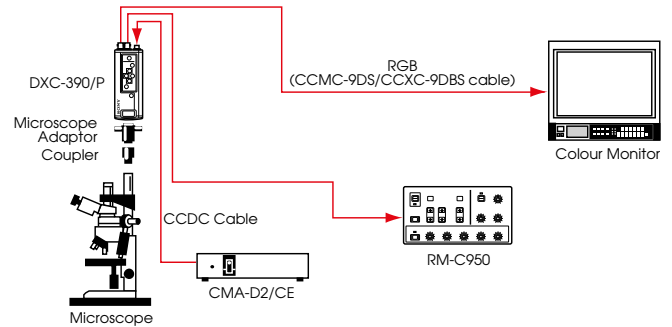
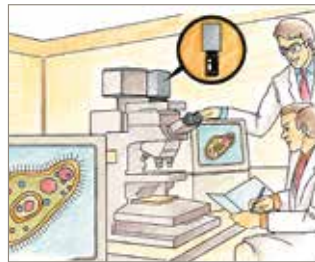
Incorporating new 10-bit DSP technology, a user friendly on-screen menu allows for simple control of various features including DynaLatitude™, Partial Enhance, and a wide selection of Automatic Exposure (AE) modes.

Moreover, the DXC-390/390P is very compact (56(W) x 50(H) x 128(D)) and lightweight (370 g), making it easy to install.

Microscopy

Useful DXC-390/P functions include:

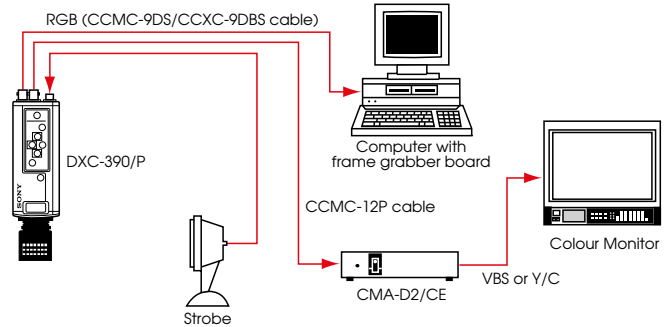
DynaLatitude, Digital Detail, Partial Enhance, Colour Shading Compensation, Flange Back Adjustment



Industrial Inspection

Useful DXC-390/P functions include:

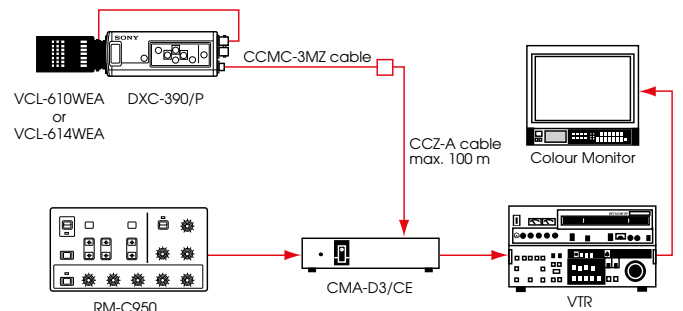

Strobe trigger function, WEN output, RGB sync, RS-232C Interface, Extended Genlock (VBS GENLOCK and HD/VD In/Out)



Remote Camera System

Useful DXC-390/P functions include:

Motorized remote control lens, Selectable AE speed, User-defined AE area, Video servo auto iris lens



High picture quality**DSP (digital signal processing)****Picture contrast controls****Picture enhance controls****On-Screen Menu****AE (Automatic Exposure)****Electronic Shutter Functions****High picture quality**

Incorporating three 1/3 type IT CCDs, the DXC-390/P produces a high resolution of 800 TV lines and a high S/N ratio of 62 dB (NTSC), 61 dB (PAL). Featuring Sony's new Exwave HAD the DXC-390/P provides excellent sensitivity and low smear levels. Moreover, the DXC-390/P incorporates DSP (Digital Signal Processor) technology, resulting in images with higher picture quality and colour accuracy.

DSP (digital signal processing)

The DXC-390/P incorporates new Sony 10-bit DSP technology. DSP enables a variety of enhancement features and increases picture reliability. The DXC-390/P has several DSP functions for powerful picture controls.

Picture contrast controls**DynaLatitude**

Automatically adjusts contrast corresponding to the brightness signal level of the entire image. Clear images can be captured if both bright and dark areas exist within the image.

DCC+ (Dynamic Contrast Control Plus)

Avoids hue factor distortion that can occur when subjects are very bright. DCC+ also automatically adjusts the knee point according to the contrast of the image.

Black Stretch

Black stretch/compress enhances the gradation of dark areas by stretching or compressing the range of the brightness signal in these areas.

Picture enhance controls**Digital Detail**

Adjusts the sharpness of the object outline with minimal noise. This feature also enables horizontal detail frequency control.

Linear Matrix

Enhances colour reproduction by adjusting the colour saturation and hue.

Partial Enhance

Enhances or softens a specific colour by altering its hue, saturation and detail.

On-screen menu

The on-screen menu feature allows for quick and easy picture adjustments while viewing the image. All camera control functions are accessible from the side panel of the camera or through the optional RM-C950.

AE (Automatic Exposure)

AE automatically controls the level of brightness by varying the exposure times. This is done by combining the CCD IRIS function, AGC (Automatic Gain Control), and Auto Iris function of the lens. The DXC-390/P is equipped with a number of convenient AE modes.

AE Level

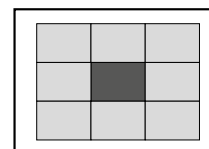
Adjusts the standard brightness level by up to +/- one F-stop in a lens iris.

AE Speed

Selectable AE (Auto Exposure) conversion speed to suit applications under varying lighting conditions.

AE Area


AE Area is a light metering system that includes six different modes.




Multi
Concentrates on center of image area



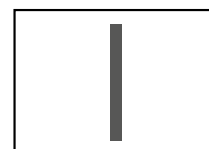
Large
75% of entire image area



Mid
50% of entire image area



Spot
25% of entire image area



Slit
Vertical slit



Manual
User defined (manual) setting of area and size

Electronic Shutter Functions

Variable speeds

A variable speed electronic shutter is built into the CCD imager, making it possible to capture blur-free, clear images of high speed moving objects. The DXC-390/P features 10 different shutter speeds (OFF to 1/100,000), including flickerless mode.

Long term exposure

The shutter speed can be manually selected from 1 to 255 frames (field mode) or 2 to 256 frames (frame mode) in one-frame steps or from 0.1 to 8.0 seconds.

Clear Scan™

The Clear Scan feature eliminates the horizontal bands that appear across the screen when shooting a computer display. This is achieved by matching the camera shutter speed with the display scanning frequency.

CCD IRIS

When the level of incoming light exceeds the auto iris adjustment range, the CCD IRIS function automatically reduces the exposure in a range equivalent to 10 F-stops.

Other Features

Compact and lightweight

56(W) x 50(H) x 128(D) mm (2 1/4 x 2 x 5 1/8 inches), 370 g (13 oz)

C mount

extensive choice of lens

Scene Files and User Files

allows user to set two custom parameters in the menu for instant recall

Hyper Gain (+30 dB)

useful to capture images in dark conditions

Colour Shading compensation

allows for verification of colour on microscope

RGB, Y/C and composite video outputs

RS-232C controllable

easy control and operation of camera by external computer

White Balance modes


(AWB, ATW-Normal/Wide, MANU, Preset 3200K/5600K)

Extended Genlock (VBS Genlock and HD/VD in/out)

allows for synchronization of signals with frame grabber boards

Synchronization capabilities (Strobe function, WEN output)

realizes full vertical resolution of fast moving objects

**1. TRIG IN connector (BNC)**

External trigger signals input when the camera is in strobe mode.

2. DC IN/VBS OUT connector (12-pin)

Connects to the CMA-D2/CE camera adaptor. DC power input and video signal output.

3. MENU LOCK switch

Mechanical switch protects user settings. If switch is ON, buttons on side panel are disabled.

4. RGB/SYNC connector (D-sub 9-pin)

RGB signals and their respective sync signals are output. CCMC-9DS/CCXC-9DBS cables are used.

5. VIDEO OUT connector (BNC)

Outputs composite video signals from the camera.

6. LENS connector (6-pin)

Connects to general video servo auto iris lenses or the optional VCL610WEA/VCL-614WEA zoom lenses.

7. REMOTE connector (mini-DIN 8-pin)

Connects to the optional RM-C950 remote control unit.

**Camera Adaptor**

CMA-D3
CMA-D3CE



- Supplies DC power and transmits video/sync signal between the adaptor and the DXC-390/P with CCZ-A cable and CCMC-3MZ cable
- Connects with optional RM-C950 remote control unit
- AC IN/DC IN
- Composite, Y/C or RGB video signal output
- Dimensions: 210(W) x 44(H) x 210(D) mm (8 3/8 x 1 3/4 x 8 3/4 inches)
- Max. cable length: 100 m with CCDC-100A cable

Camera Adaptor

CMA-D2
CMA-D2CE



- Supplies DC power and transmits video/sync signal between the adaptor and the DXC-390/P with CCMC 12-pin multi-core cable
- Dimensions: 210 (W) x 50 (H) x 200 (D) mm (8 3/8 x 2 x 7 7/8 inches)
- Max. cable length: 25 m with CCMC-12P25 cable

Remote Control Unit

RM-C950



- Full remote control of the DXC-390/P camera functions and lens zoom/focus/iris functions via RS-232C
- Dimensions: 212 (W) x 41 (H) x 132 (D) mm (8 3/8 x 2 5/8 x 5 1/4 inches)

Mount Lens

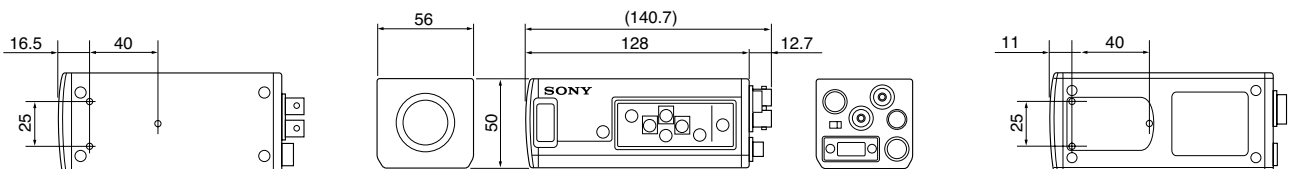
VCL-610WEA



VCL-614WEA



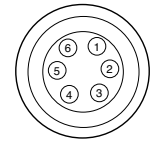
	VCL-610WEA	VCL-614WEA
Mount	1/3 type C mount	1/3 type C mount
Focal length	6.5 to 65 mm	5.5 to 77 mm
Zoom ratio	10x	14x
Zoom control	Remote	Manual/Remote switchable
Iris control	Remote	Manual/Remote switchable
Maximum aperture ratio	1.4	1.4
Minimum object distance	1.2 m	1.0 m
Macro	No	Yes
Filter thread	M 52, P=0.75 mm	M 62, P=0.75 mm
Mass	500 g	900 g



DXC-390/390P Specifications

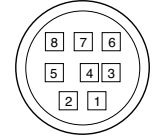
Camera	DXC-390/390P
Pick-up device	1/3 type IT (Interline Transfer) CCD
Effective picture elements	NTSC: 768(H) x 494(V) PAL: 752(H) x 582(V)
Sensing area	6.00(H) x 4.96(V) mm
Scanning system	NTSC: 2:1 interlaced, 525 lines PAL: 2:1 interlaced, 625 lines
Horizontal frequency	NTSC: 15.734 kHz PAL: 15.625 kHz
Vertical frequency	NTSC: 60 Hz PAL: 50 Hz
Sync system	Internal or External with VBS, HD/VD
Phase control	H/ SC phase control
Horizontal resolution	800TV lines
Sensitivity	F8.0 at 2000 lx
Minimum illumination	4 lx (F2, GAIN: HYPER)
S/N ratio	NTSC: 62 dB PAL: 61 dB
Gain	STEP/ AGC/ HYPER selectable
Electronic shutter	OFF/ STEP/ VARIABLE/CCD IRIS selectable
Lens	Remote (Auto or Manual)/ Video selectable
AE area	Multi/ Large/ Medium/ Spot/ Slit/Manual selectable
AE level	Variable
AE speed	Fast/ Mid/ Slow selectable
AE defect	Average/ Peak selectable
Contrast Effect	Manual/ DynaLatitude/ DCC+ selectable
Knee Point	High/ Normal/ Low selectable (Contrast Effect: Manual)
Black stretch	Variable (Contrast Effect: Manual)
Gamma	ON/ OFF Variable
Pedestal	Master and R/B Manual adjustable
Black balance	ABB
White balance	AWB/ ATW NORMAL/ ATW WIDE/ MANUAL/ 3200K/ 5600K selectable AWB or ATW R/B Point, MANUAL R/B Gain
ATW area	NORMAL/ MANU selectable
ATW speed	FAST/ NORMAL/ SLOW selectable
Detail level	ON/ OFF (Variable at ON)
Detail Frequency	HIGH/ MID/ LOW selectable
Linear matrix	ON/ OFF
Linear matrix MODE	STANDARD/ R Enhance/ G Enhance/ B Enhance/ Manual selectable
Partial Enhance	ALL/ IN/ OUT selectable
CCD integration mode	FIELD/ FRAME selectable
Shading Compensation	OFF / ON (Manual control)
Trigger Polarity	Positive edge trigger / Negative edge trigger selectable
Baud rate	19200/ 9600/ 4800/ 2400/ 1200 selectable
Sync	RGB/ G/ OFF selectable
Strobe	ON/ OFF
User File	A/ B switchable (Two pattern memories)
Scene File	STANDARD/ MICROSCOPE/ FULL AUTO/ STROBE/FILE A or B
Output signal	VBS/RGB/SYNC/Y/C
Operating temperature	-5°C to 45°C
Storage temperature	-20°C to 60°C
Power requirements	DC 10.5 V to 15.0 V
Power consumption	Approx. 7.6 W
Dimensions	56(W) x 50(H) x 128(D) mm (2 1/4 x 2 x 5 1/8 inches) (Excluding projecting parts)
Mass	Approx. 370 g (13 oz)
Connectors	Lens (6 pin) RGB/SYNC (9 pin D-sub) DC IN/VBS (12 pin) VIDEO OUT (BNC) TRIGGER IN (BNC) REMOTE (8 pin mini DIN)
Supplied accessories	Lens cap (1) Tripod adapter (1) Operation manual (1) Panel sheet for RM-C950
Optional accessories	VCL-610WEA/614WEA VCL-08WM/16WM/25WM RM-C950 CMA-D2/ CE, CMA-D3/ CE MVA-15 MVAC-33-N/33-O/33-SM CCDC-5/10/25/50A/100A CCMC-12P02/05/10/25 CCXC-9DBS CCMC-9DS CCMC-3MZ CCZ-A2/A5/A10/A25/A50/A100

Connector Pin Assignments



6-pin

1	FOCUS CONTROL
2	ZOOM CONTROL
3	DC OUT (G)
4	IRIS CLOSE
5	IRIS CONTROL/VIDEO OUT
6	DC OUT (+)



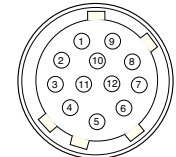
8-pin

1	INTER CONNECT
2	INTER CONNECT
3	DATA OUT
4	DC OUT (G)
5	DATA IN
6	NC
7	DATA OUT (+)
8	CMA DATA



9-pin

1	VBS/Y OUT (G)
2	RGB OUT (G)
3	R OUT (X)
4	G OUT (X)
5	B OUT (X)
6	VBS/Y OUT (X)
7	C.SYNC/WEN OUT (X)
8	C.SYNC/WEN OUT (G)
9	-/C OUT (X)



12-pin

1	DC IN (G)
2	DC IN (+)
3	VBS/Y OUT (G)
4	VBS/Y OUT (X)
5	HD IN/OUT (G)
6	HD IN/OUT (X)
7	VBS/VD IN C.SYNC/VD OUT (X)
8	-/C OUT (G)
9	-/C OUT (X)
10	DC IN (G)
11	DC IN (+)
12	VBS/VD IN C.SYNC/VD OUT (G)

Distributed by

©2012 Sony Corporation. All rights reserved. Reproduction in whole or in part without written permission is prohibited. Features and specifications are subject to change without notice. The values for weight and dimension are approximate. "SONY", "make.believe" and "ExView HAD CCD II" are registered trademarks of Sony Corporation. All other trademarks are the property of their respective owners.

PHC_27/02/2014

SONY